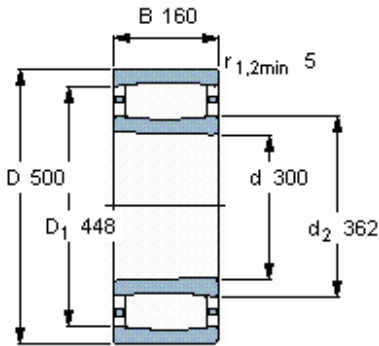
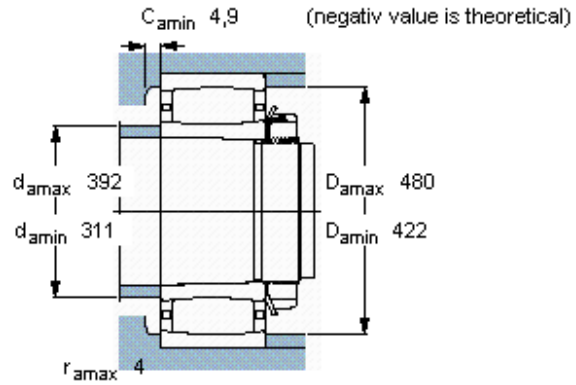
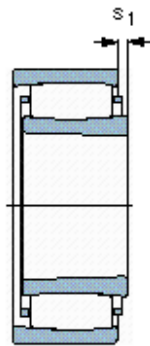


CARB toroidal roller bearings, cylindrical and tapered bore

| Principal dimensions |     |     | Basic load ratings |              | Speed ratings   |                | Designation                   |                       |
|----------------------|-----|-----|--------------------|--------------|-----------------|----------------|-------------------------------|-----------------------|
| d                    | D   | B   | dynamic<br>C       | static<br>C0 | Reference speed | Limiting speed |                               |                       |
| mm                   |     |     | kN                 |              | r/min           |                |                               |                       |
| <b>300</b>           | 500 | 160 | 3250               | 5200         | 950             | 1300           | <b>* SKF Explorer bearing</b> | ** Check availability |
|                      |     |     |                    |              |                 |                | <b>C 3160 K *</b>             | -                     |



Tapered bore, taper  
1: 12



**Axial displacement  $s_1$**  30,5

**Misalignment factor  $k_1$**  0,106

**Operating clearance factor  $k_2$**  0,106